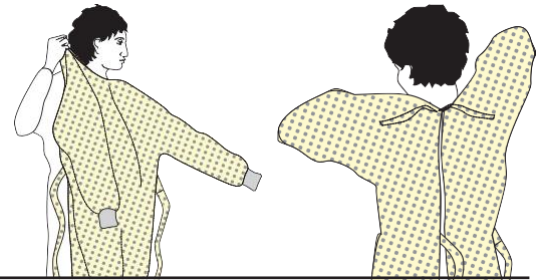


# SEQUENCE FOR **PUTTING ON** PERSONAL PROTECTIVE EQUIPMENT (PPE)

The type of PPE used will vary based on the level of precautions required, such as standard and contact, droplet or airborne infection isolation precautions. The procedure for putting on and removing PPE should be tailored to the specific type of PPE.

## 1. IMPERMEABLE GOWN

- Fully cover torso from neck to knees, arms to end of wrists, and wrap around the back
- Fasten in back of neck and waist



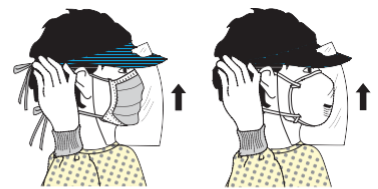
## 2. MASK

- Secure ties or elastic bands at middle of head and neck
- Fit flexible band to nose bridge
- Fit snug to face and below chin
- Fit-check respirator



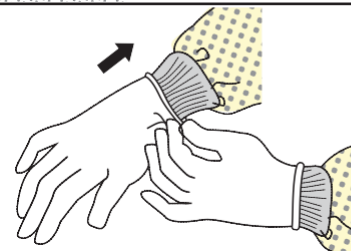
## 3. FACE SHIELD

- Place over face and eyes and adjust to fit



## 4. DOUBLE GLOVES

- Put on first pair and extend to cover wrist of isolation gown
- Put on next pair



## USE SAFE WORK PRACTICES TO PROTECT YOURSELF AND LIMIT THE SPREAD OF CONTAMINATION

- Keep hands away from face
- Limit surfaces touched
- Change gloves when torn or heavily contaminated
- Perform hand hygiene

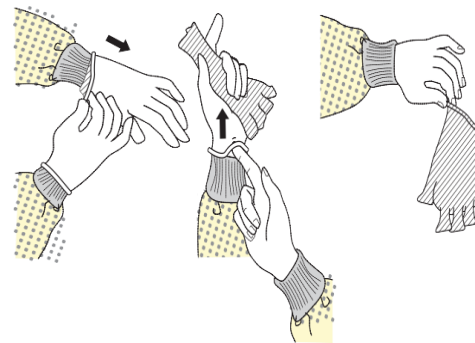


# SEQUENCE FOR REMOVING PERSONAL PROTECTIVE EQUIPMENT (PPE)

Except for respirator, remove PPE at doorway or in anteroom. Remove respirator after leaving patient room and closing door.

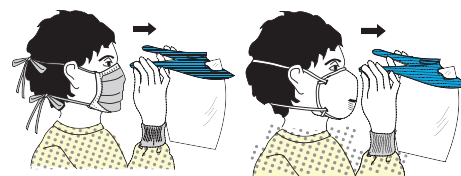
## 1. GLOVES

- Outside of gloves is contaminated!
- Disinfect outer glove with 0.5% Chlorine solution
- Grasp outside of outer glove with opposite gloved hand; peel off
- Hold removed glove in gloved hand
- Slide fingers of ungloved hand under remaining glove at wrist
- Peel glove off over first glove, Discard gloves in waste container
- Perform hand hygiene with gloves on with hand sanitizer.
- **Remove second pair of gloves after all other PPE is removed.**



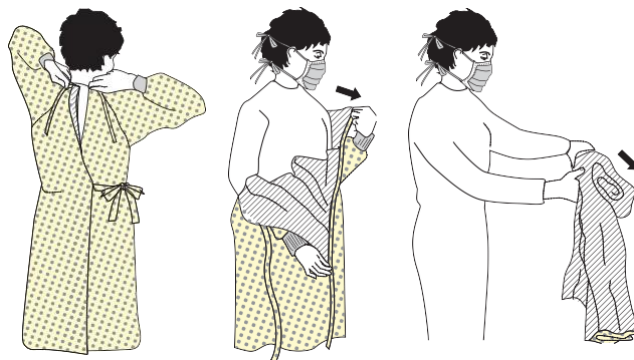
## 2. FACE SHIELD

- Outside of face shield is contaminated!
- To remove, handle by head band or ear pieces
- Place in designated receptacle for reprocessing or in waste container



## 3. GOWN

- Gown front and sleeves are contaminated!
- Unfasten ties
- Pull away from neck and shoulders, touching inside of gown only
- Turn gown inside out
- Fold or roll into a bundle and discard



## 4. MASK

- Front of mask is contaminated— DO NOT TOUCH!
- Grasp bottom, then top ties or elastics and remove
- Discard in waste container



**PERFORM HAND HYGIENE BETWEEN STEPS  
IF HANDS BECOME CONTAMINATED AND  
IMMEDIATELY AFTER REMOVING ALL PPE**



Modified by MemorialCare 12/2014